

SHEEP SHEARING WOUND PROTOCOL

In the unlikely event of a wound occurring during shearing, follow this guide

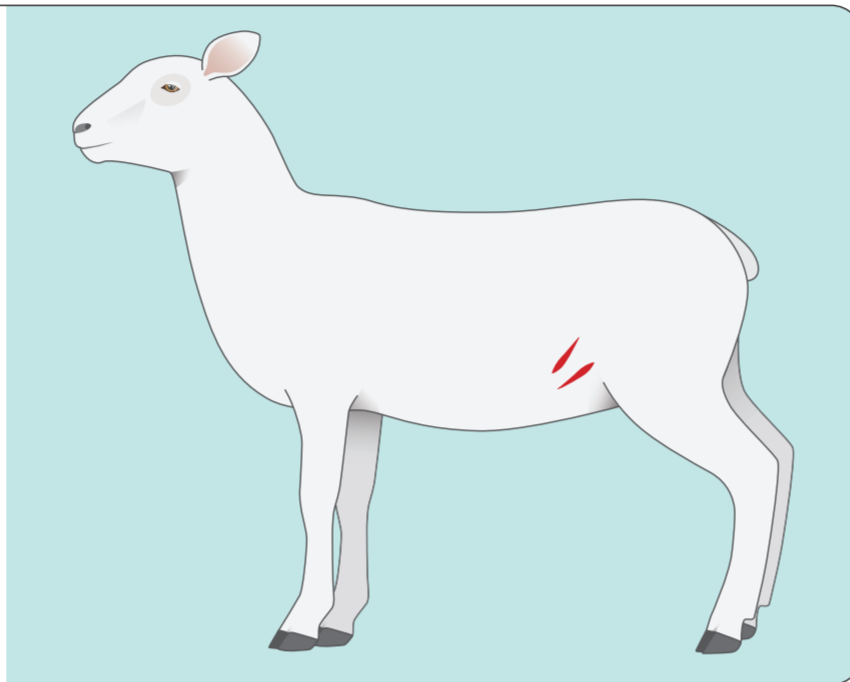
IS THIS A **MINOR** WOUND?

YES →

Action & Treatment

NO ↓

- Minor facial/ear nicks
- Minor graze of skin
- Superficial cuts under <5cm in length
- Minor bleeding



Clean wound and apply antiseptic



Consider pain relief

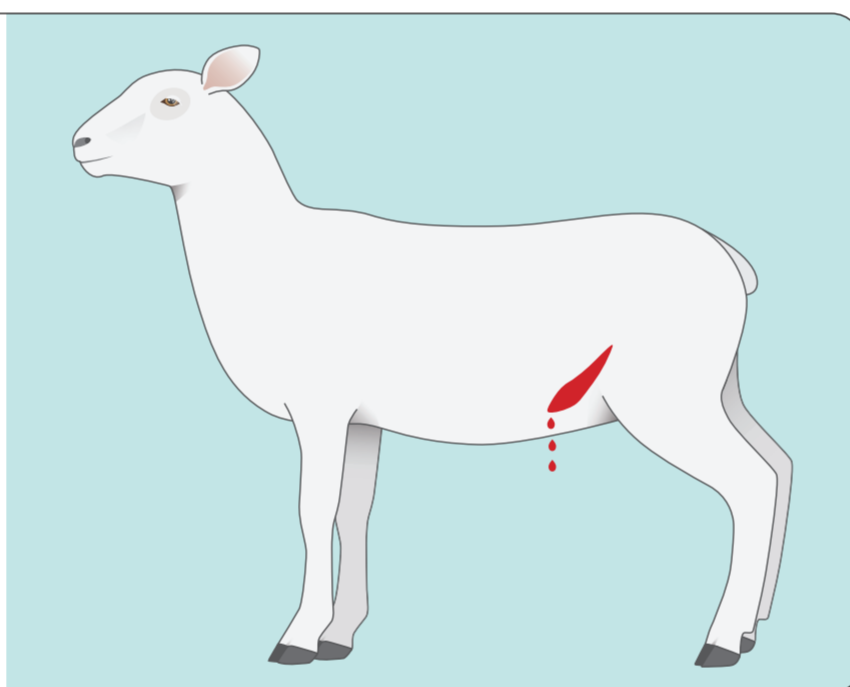
IS THIS A **MODERATE** WOUND?

YES →

Action & Treatment

NO ↓

- Pizzle, udder, scrotum or vulva cuts
- Cuts that extend deeper into tissue or muscle or are over >5cm in length
- Contaminated wounds



Place in hospital pen and alert farm staff



First Aid



Apply wound spray



Apply pain relief



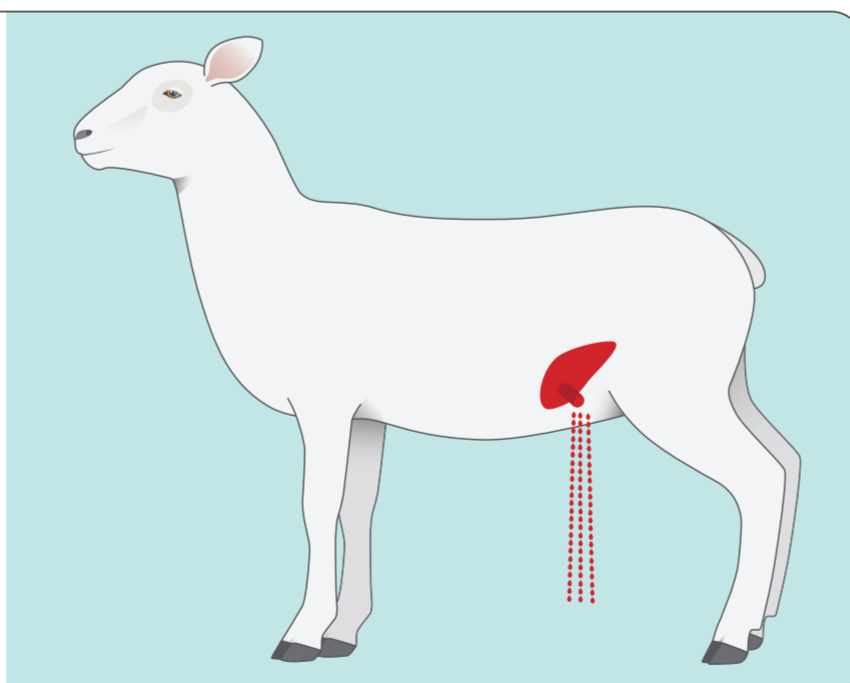
Veterinary advice

IS THIS A **MAJOR** WOUND?

YES →

Action & Treatment

- Excessive bleeding
- Tendons are cut
- Stomach or intestines visible
- Deep cut



Notify farmer immediately



Veterinary advice while stopping the bleeding



Apply pain relief



Euthanase if required

Vet clinic contact details _____

Authorised pain relief _____

Wound spray products _____